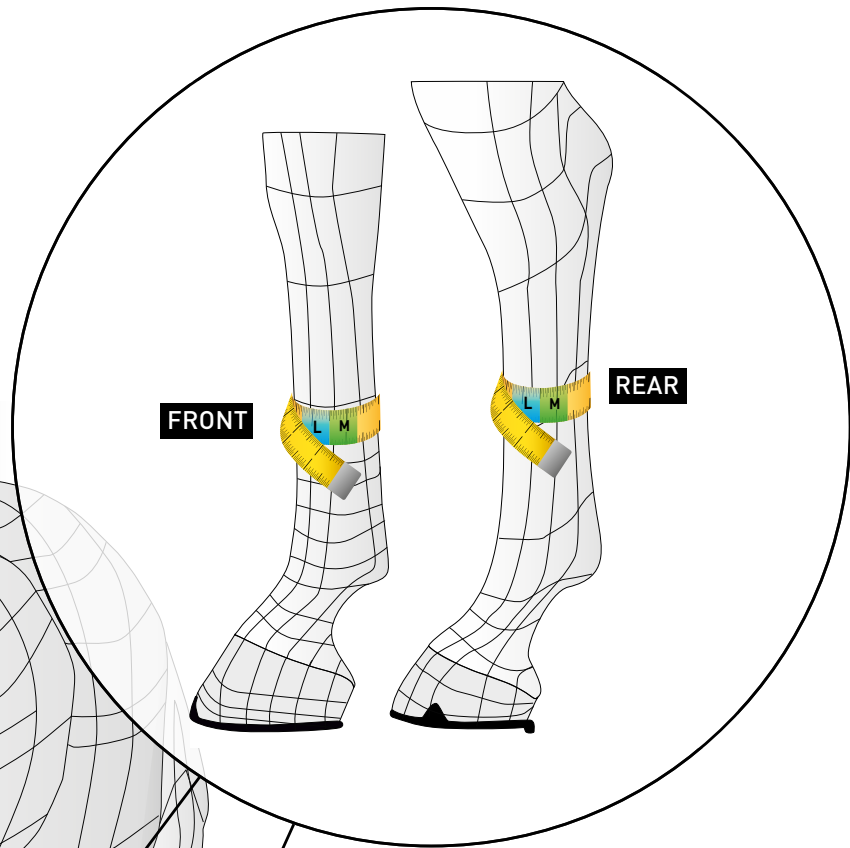



SIZE CHART

FRONT LEG - REAR LEG

ABSOLUTE
DRESSAGE

EASY STRAP



Cannon bone circumference

Product size	FRONT LEG	REAR LEG
M	19.5-22 cm 7.7-8.7 inch	22-24 cm 8.7-9.5 inch
L	22.5-24 cm 8.9-9.5 inch	24.5-26 cm 9.7-10.3 inch



ABSOLUTE DRESSAGE (AD)

OVERLAPPING GUIDE

EASY STRAP



AD size too small



AD size correct overlapping



AD size too big. Excessive overlapping



ABSOLUTE DRESSAGE

FITTING GUIDE

EASY STRAP



NOT CORRECT




CORRECT

NINE SIMPLE STEPS TO POSITION ABSOLUTE

EASY STRAP

PHASE 1: PLACE THE PROTECTION



Grab the boot with the right hand, if you are on the left side of the horse, or with the left if you are on the right.




Keep it halfway and place it on the cannon bone.



Raise it until the fetlock itself blocks it.

PHASE 2: HOOK THE STRAPS



First, take the lower strap and pull it forward and towards you.



Hook it up, taking care that the lining overlaps correctly.




Repeat the same thing with the upper strap.

PHASE 3: CHECK THE DETAILS



Check that the upper edges are well aligned.



Check that the lining is properly overlapped.



Check that the protection adheres to the fetlock.